



Unmatched Quality Tiles

MODISH COLLECTION

FLOOR DESIGNS

24" x 24"

600mm x 600mm



“Stile Modish Collection

The Modish Collection, a quintessence for luxurious living spaces exhibits artistic designs that blend elegance with understated beauty. This porcelain collection is curated to perfection and harmonises comforting shades & subtle streaks. Alongside a colour palette of ivory, beige, grey, white & marble tones, our finishes complement the architectural detail with sleek sophistication.

Dramatically simplifying the overall look, the airy base allows emphasis on furnishings contributing to a homey atmosphere & modern appearance. Envisage your home as a canvas that evokes your imaginations & see them transition into a beautiful reality with The Modish Collection. ”

Why Stile Modish Collection?

This collection has been manufactured of the finest real porcelain combined with utmost advantages of high strength, durability & aesthetics. With its ease of maintenance, these tiles ensure hygienic environment & fresh surroundings.

From contemporary to traditional designs with hues of light tones & soothing effects, our finishes give your living space a modern-day touch adding a distinctive charm to the lifestyle of the customers. Now, you can reimagine & redesign your homes to celebrate fine living & embrace togetherness.

Size: 24x24 inches, 60x60 cm, 600x600 mm

Benefits Of Using Stile Modish Collection



These tiles are renowned to be Pakistan's Only Real Full Body Porcelain tile*. As it has less than 0.5% water absorption, this improves strength and durability.



Firing at higher temperatures and using more refined clay creates denser porcelain tiles, which if installed correctly ensure durability for decades.



Owing to the non-porous nature of this tile, they are resistant to stains and fading.



Having low water propensity, these tiles are easy to maintain.



It is resistant to household chemicals thus it maintains its color, design and surface finish for longer time.



The installation of these tiles is ideal, easy and hassle-free.

Note:

For best results, use Stile Bond and Stile Grout.

*Stile Porcelain Tile is certified by European Quality Standards of Centro Ceramico, Italy.



Glazed Polish Porcelain:

A layer of glass-coat is applied on the surface of the porcelain body and then it's polished with a layer of liquid silica through Teflon boots to make it extra shiny and stain free. Can be used on both Wall and Floor.

Stile Recommends:

Using them in Bedrooms, Living Room, Drawing Room, Balconies, Kitchen, Hallways, Offices, Loggias and Terraces.



Glazed Matt Porcelain:

A thick layer of Matt glass-coat is applied on the surface of the porcelain body to make it suitable for areas where slip resistance is required. Can be used on both Wall and Floor.

Stile Recommends:

Using them in Patios, Dining Room Wall & Floor, Bedrooms, Living Room, Drawing Room, Balconies, Feature Walls, Conference Halls, Offices, Restaurants, Exteriors and Bathrooms.





GM-001 | GREY

SURFACE FINISH | MATT

REPEAT, 24X24 INCHES, 60X60 CM
FULL BODY GLAZE PORCELAIN





GM-002 | GREY
SURFACE FINISH | MATT
REPEAT, 24X24 INCHES, 60X60 CM
FULL BODY GLAZE PORCELAIN





GM-004 | BEIGE

SURFACE FINISH | MATT

RANDOM, 24X24 INCHES, 60X60 CM

FULL BODY GLAZE PORCELAIN





GM-007 | BEIGE

SURFACE FINISH | MATT

REPEAT, 24X24 INCHES, 60X60 CM
FULL BODY GLAZE PORCELAIN






GM-011 | DARK GREY

SURFACE FINISH | MATT

RANDOM, 24X24 INCHES, 60X60 CM

FULL BODY GLAZE PORCELAIN






GM-012 | BEIGE

SURFACE FINISH | MATT

REPEAT, 24X24 INCHES, 60X60 CM
FULL BODY GLAZE PORCELAIN





GM-013 | BEIGE

SURFACE FINISH | MATT


REPEAT, 24X24 INCHES, 60X60 CM
FULL BODY GLAZE PORCELAIN





GM-014 | GREY
SURFACE FINISH | MATT
RANDOM, 24X24 INCHES, 60X60 CM
FULL BODY GLAZE PORCELAIN





GM-015 | GREY WHITE

SURFACE FINISH | MATT

RANDOM, 24X24 INCHES, 60X60 CM

FULL BODY GLAZE PORCELAIN






GM-016 | GREY
SURFACE FINISH | MATT
RANDOM, 24X24 INCHES, 60X60 CM
FULL BODY GLAZE PORCELAIN





GM-017 | GREY
SURFACE FINISH | MATT
RANDOM, 24X24 INCHES, 60X60 CM
FULL BODY GLAZE PORCELAIN






GM-018 | ARMY GREEN

SURFACE FINISH | MATT

RANDOM, 24X24 INCHES, 60X60 CM
FULL BODY GLAZE PORCELAIN





GM-019 | GREEN

SURFACE FINISH | MATT

RANDOM, 24X24 INCHES, 60X60 CM

FULL BODY GLAZE PORCELAIN






GM-020 | HONEY MAPLE

SURFACE FINISH | MATT

RANDOM, 24X24 INCHES, 60X60 CM

FULL BODY GLAZE PORCELAIN





GM-023 | MOTIF TROIKA

SURFACE FINISH | MATT

REPEAT, 24X24 INCHES, 60X60 CM
FULL BODY GLAZE PORCELAIN





GM-024 | MOTIF BLOOM

SURFACE FINISH | MATT

REPEAT, 24X24 INCHES, 60X60 CM
FULL BODY GLAZE PORCELAIN






GM-025 | MOTIF RUFFLE

SURFACE FINISH | MATT

REPEAT, 24X24 INCHES, 60X60 CM
FULL BODY GLAZE PORCELAIN






PLAIN 2 | WHITE

SURFACE FINISH | MATT

REPEAT, 24X24 INCHES, 60X60 CM
FULL BODY GLAZE PORCELAIN






GP-001 | WHITE

SURFACE FINISH | GLOSSY

REPEAT, 24X24 INCHES, 60X60 CM

FULL BODY GLAZE PORCELAIN






GP-003 | GREY WHITE

SURFACE FINISH | GLOSSY

RANDOM, 24X24 INCHES, 60X60 CM

FULL BODY GLAZE PORCELAIN





GP-004 | BROWN
SURFACE FINISH | GLOSSY
RANDOM, 24X24 INCHES, 60X60 CM
FULL BODY GLAZE PORCELAIN





GP-006 | IVORY

SURFACE FINISH | GLOSSY

REPEAT, 24X24 INCHES, 60X60 CM

FULL BODY GLAZE PORCELAIN






GP-012 | BROWN WHITE

SURFACE FINISH | GLOSSY

RANDOM, 24X24 INCHES, 60X60 CM

FULL BODY GLAZE PORCELAIN






GP-014 | BLUE WHITE

SURFACE FINISH | GLOSSY

RANDOM, 24X24 INCHES, 60X60 CM

FULL BODY GLAZE PORCELAIN





GP-027 | BEIGE

SURFACE FINISH | GLOSSY

REPEAT, 24X24 INCHES, 60X60 CM
FULL BODY GLAZE PORCELAIN






GP-030 | IVORY

SURFACE FINISH | GLOSSY

RANDOM, 24X24 INCHES, 60X60 CM

FULL BODY GLAZE PORCELAIN





GP-031 | IVORY

SURFACE FINISH | GLOSSY

RANDOM, 24X24 INCHES, 60X60 CM

FULL BODY GLAZE PORCELAIN





GP-036 | LIGHT GREY

SURFACE FINISH | GLOSSY

RANDOM, 24X24 INCHES, 60X60 CM

FULL BODY GLAZE PORCELAIN





GP-037 | GOLD LINING

SURFACE FINISH | GLOSSY

RANDOM, 24X24 INCHES, 60X60 CM

FULL BODY GLAZE PORCELAIN





GP-038 | SILVER LINING

SURFACE FINISH | GLOSSY

RANDOM, 24X24 INCHES, 60X60 CM

FULL BODY GLAZE PORCELAIN





GP-039 | SANDSTONE

SURFACE FINISH | GLOSSY

RANDOM, 24X24 INCHES, 60X60 CM

FULL BODY GLAZE PORCELAIN





GP-040 | SLATE

SURFACE FINISH | GLOSSY

RANDOM, 24X24 INCHES, 60X60 CM

FULL BODY GLAZE PORCELAIN





GP-041 | FOG

SURFACE FINISH | GLOSSY

RANDOM, 24X24 INCHES, 60X60 CM

FULL BODY GLAZE PORCELAIN





GP-042 | GLACIER
SURFACE FINISH | GLOSSY
RANDOM, 24X24 INCHES, 60X60 CM
FULL BODY GLAZE PORCELAIN

DESIGN

mm Guide



Unmatched Quality Tiles



GP-030 | IVORY

24X24 INCHES, 60X60 CM

SURFACE FINISH | GLOSSY



GP-037 | GOLD LINING
24X24 INCHES, 60X60 CM
SURFACE FINISH | GLOSSY



Unmatched Quality Tiles

GP-038 | SILVER LINING
24X24 INCHES, 60X60 CM
SURFACE FINISH | GLOSSY



GM-001 | GREY

24X24 INCHES, 60X60 CM

SURFACE FINISH | MATT



Unmatched Quality Tiles

GM-004 | BEIGE

24X24 INCHES, 60X60 CM

SURFACE FINISH | MATT



GM-023 | MOTIF TROIKA
24X24 INCHES, 60X60 CM
SURFACE FINISH | MATT



Unmatched Quality Tiles

GM-024 | MOTIF BLOOM

24X24 INCHES, 60X60 CM














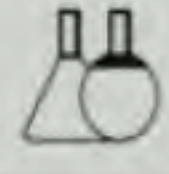

SURFACE FINISH | MATT



Unmatched Quality Tiles

GM-025 | MOTIF RUFFLE
24X24 INCHES, 60X60 CM
SURFACE FINISH | MATT

TECHNICAL CHARACTERISTICS | Porcelain Tiles, ISO 13006 Group B1a – Rectified Tiles

S. No.	Technical Characteristics	Test Standard	Tolerance as per ISO norms	Stile Value		
				Glaze Matt Porcelain	Glaze Polish Porcelain	
DIMENSION AND SURFACE QUALITY						
1	 Dimension (Deviation in percentage from work size length and width)	ISO 10545-2	± 0.6 %	± 0.2 %	± 0.2 %	
2	 Thickness (Deviation in Percentage)	ISO 10545-2	± 5 %	± 3 %	± 3 %	
3	 Straightness of Sides (Maximum Deviation Percentage)	ISO 10545-2	± 0.5 %	± 0.2 %	± 0.2 %	
4	 Rectangularity (Maximum Deviation Percentage)	ISO 10545-2	± 0.6 %	± 0.2 %	± 0.2 %	
5	 Surface Flatness	ISO 10545-2	± 0.5 %	± 0.2 %	± 0.2 %	
6	 Surface Quality	ISO 10545-2	95% of tiles should be free from visible defects	Complied	Complied	
PHYSICAL PROPERTIES						
7	 Water Absorption %	ISO 10545-3	< 0.5 %	< 0.5 %	< 0.5 %	
8	 Modulus of Rupture	ISO 10545-4	Avg. of 7 Tiles 35 N/mm ²	Avg. of 7 Tiles 35 N/mm ²	Avg. of 7 Tiles 35 N/mm ²	
9	 Breaking Strength	ISO 10545-4	> 1300 N	> 2000 N	> 2000 N	
10	 Resistance to Surface Abrasion	ISO 10545-7	I – V	IV	III	
11	 Thermal Shock Resistance	ISO 10545-9	Required	Resistant	Resistant	
12	 Crazing Resistance	ISO 10545-11	No Crazing	No Crazing	No Crazing	
13	 Frost Resistance	ISO 10545-12	Required	Resistant	Resistant	
CHEMICAL PROPERTIES						
14	 Resistance to Household Chemical*	ISO 10545-13	Min. Class-B	Class-A	Class-A	
15	 Resistance to Staining**	ISO 10545-14	Min. Class-3	Class-5	Class-5	

Note:

*Household Chemicals: Ammonium Chloride, Sodium Hypochlorite, Hydrochloric acid, Citric acid, Lactic acid, Potassium Hydroxide

**Household Stains: Green Stain in light oil, Iodine Alcoholic solution, Olive oil

It is recommended that several cartons be opened and their contents checked and assembled to see the ideal color combination.

Please inspect all tiles prior to installation, company will not entertain complaints once tiles are laid/fixd.

Disclaimer:

These images are merely a representation of the actual product. We do not guarantee an exact colour match of the image to the actual product. There may be a difference in colour, shade and tone of the image with the actual product.

Available throughout Pakistan at Stile Emporium & Design Studios and our Dealerships



Click here for
Website



Click here for
Stile ToolBook



Click here for
Catalogs



Click here for
Stile Tile Visualiser



Click here for
Stile Tile Calculator



Click here for
Instagram



Click here for
Tile Installation
Instructions



Click here for
Store Locations

STILE EMPORIUM

● Design Studio ● Wall & Floor Tiles ● Building Materials

● Karachi ● Hyderabad ● Bahawalpur ● Multan ● Faisalabad ● Lahore
● Gujranwala ● Rawalpindi ● Islamabad ● Wah Cantt ● Peshawar ● Gilgit

☎ +92-311-11STILE 🌐 www.stile.com.pk ✉ info@stile.com.pk
📷 [/stiletiles ceramic](https://www.instagram.com/stiletiles ceramic) 📱 [/ShabbirStile](https://www.facebook.com/ShabbirStile) 🖥 tiledesigner.stile.com.pk

Copyright © 2023 Shabbir Tiles and Ceramics Limited